



Oswal Leasing Limited

CIN: L65910DL1983PLC016036

Regd. Office : 105, Ashoka Estate, 24, Barakhamba Road, New Delhi - 110 001

Ref. No. :

OLL/Q1-SH2014-15/074

Date :

July 18, 2014

Company Code: 2263

The Secretary,
The Bombay Stock Exchange Ltd.
Phiroze Jeejeebhoy Towers,
Dalal Street,
MUMBAI - 400 001

SUB: DISTRIBUTION OF SHAREHOLDING AS AT 30/06/2014

Dear Sir,

In pursuance of Clause 35 of the Listing Agreement, we are enclosing herewith Shareholding Pattern for the Quarter ended on 30th June, 2014.

Trust, you would find the above in order.

Thanking You,

Yours faithfully,
For OSWAL LEASING LIMITED


DIRECTOR
(NITAY GUPTA)
Encl : As above

Introductory sub-table (I)(a)

Name of the Company: OSWAL LEASING LIMITED			
Scrip Code, Name of the scrip, class of security: 509099/2263 (BSE) and DSE, EQUITY SHARE			
Quarter ended: 30.06.2014			
Partly paid-up shares:-	No. of partly paid-up shares	As a % of total no. of partly paid-up shares	As a % of total no. of shares of the company
Held by promoter/promoter group	0	#DIV/0!	#DIV/0!
Held by public	0	#DIV/0!	#DIV/0!
Total - D	0	#DIV/0!	#DIV/0!
Outstanding convertible securities:-	No. of outstanding securities	As a % of total no. of outstanding convertible securities	As a % of total no. of shares of the company, assuming full conversion of the convertible securities
Held by promoter/promoter group	0	#DIV/0!	#DIV/0!
Held by public	0	#DIV/0!	#DIV/0!
Total - E	0	#DIV/0!	#DIV/0!
Warrants:-	No. of warrants	As a % of total no. of warrants	As a % of total no. of shares of the company, assuming full conversion of warrants
Held by promoter/promoter group	0	#DIV/0!	#DIV/0!
Held by public	0	#DIV/0!	#DIV/0!
Total - F	0	#DIV/0!	#DIV/0!
Total paid-up capital of the company, assuming full conversion of warrants and convertible securities (Grand Total (A+B+C)+ D+E+F)		500000	100

OSWAL Leasing Limited


[Signature]
Director

(1) (a) Statement Showing Shareholding Pattern

Name of the Company:	OSWAL LEASING LIMITED
Company Code : 2263	Quarter ended: 30th June, 2014

Category code	Category of shareholder	Number of shareholders	Total Number of shares	No. of shares held in dematerialized form	Total shareholdings as a percentage of total		Shares Pledged or otherwise encumbered	
					As a percentage of (A+B)	As a percentage of (A+B+C)	Number of shares	As a percentage
(A)	Shareholding of Promoter and Promoter Group							
(1)	Indian							
(a)	Individuals/ Hindu Undivided Family	---	---	---	---	---	---	---
(b)	Central Government/ State Government(s)	---	---	---	---	---	---	---
(c)	Bodies Corporate	5	129898	---	25.98	25.98	---	---
(d)	Financial Institutions/Banks	---	---	---	---	---	---	---
(e)	Any Other (specify)	---	---	---	---	---	---	---
	Sub-Total (A)(1)	5	129898	---	25.98	25.98	---	---
(2)	Foreign	---	---	---	---	---	---	---
(a)	Individuals (Non Resident Individuals/Foreign individuals)	---	---	---	---	---	---	---
(b)	Bodies Corporate	---	---	---	---	---	---	---
(c)	Institutions	---	---	---	---	---	---	---
(d)	Any Other (specify)	---	---	---	---	---	---	---
	Sub-Total (A)(2)	---	---	---	---	---	---	---
(B)	Public shareholding							
(1)	Institutions	---	---	---	---	---	---	---
(a)	Mutual Funds/UTI	---	---	---	---	---	---	---
(b)	Financial Institutions/Banks	---	---	---	---	---	---	---
(c)	Central Government/State Government(s)	---	---	---	---	---	---	---
(d)	Venture Capital Funds	---	---	---	---	---	---	---
(e)	Insurance Companies	---	---	---	---	---	---	---
(f)	Foreign Institutional Investors	---	---	---	---	---	---	---
(g)	Foreign Venture Capital Invest	---	---	---	---	---	---	---
(h)	Any ther (specify)	---	---	---	---	---	---	---
	Sub-Total (B)(1)	---	---	---	---	---	---	---
(2)	Non-institutions							
(a)	Bodies Corporate	13	13300	---	2.66	2.66	---	---
(b)	Individuals- i. Individual shareholders holding nominal share capital up to Rs.1 Lakh. II. Individual shareholders holding nominal share capital in excess of Rs.1 Lakh.	3085	356802	---	71.36	71.36	---	---
(c)	Any Other (specify)	---	---	---	---	---	---	---
	Sub-Total (B)(2)	3098	370102	---	74.02	74.02	---	---
	Total Public Shareholding (B) = (B)(1)+(B)(2)	3098	370102	---	74.02	74.02	---	---
	TOTAL (A) + (B)	3103	500000	---	100	100	---	---
(C)	Shares held by Custodians and against which Depository Receipts have been issued	---	---	---	---	---	---	---
	GRAND TOTAL (A) + (B) + (C)	3103	500000	---	100	100	---	---

For Oswal Leasing Limited


Director

OSWAL LEASING LIMITED

(1)(b) STATEMENT SHOWING SHAREHOLDING OF PERSONS BELONGING TO THE CATEGORY "PROMOTER AND PROMOTER GROUP"

Sr. No.	Name of the shareholders	Total shares held		Shares pledged or otherwise encumbered		
		Number of shares	As a % of grand total (A)+(B)+(C) of sub-clause (1)(a)	Number	As a percentage	As a % grand total (A)+(B)+(C) of sub clause (1)(a)
1	Atam Vallabh Financiers Limited	900	0.180	---	---	---
2	Girnar Investment Limited	12248	2.449	---	---	---
3	Kovalam Investment & Trading Co. Ltd.	14200	2.840	---	---	---
4	Nagdevi Trading & Investment Co. Ltd.	39050	7.810	---	---	---
5	Sankheshwar Holding Company Ltd.	63500	12.700	---	---	---
	TOTAL=	129898	25.979	---	---	---

(1) (c) (i) STATEMENT SHOWING SHAREHOLDING OF PERSONS BELONGING TO THE CATEGORY "PUBLIC" AND HOLDING MORE THAN 1% OF THE TOTAL NUMBER OF SHARES

Sr. No.	Name of the shareholders	Number of Shares	Shares as a percentage of total number of shares { i.e. Grand Total (A)+ (B) + (C) indicated in Statement at para (1)(a) above}
1	The Uttar Pradesh Stock Exchange Ass. Ltd.	9800	1.96
2	Pushkal	5050	1.01
	TOTAL	14850	2.97

For Oswal Leasing Limited


Director

OSWAL LEASING LIMITED

(I)(c)(ii) Statement showing holding of securities (including shares, warrants, convertible securities) of persons (together with PAC) belonging to the category "Public" and holding more than 5% of the total number of shares of the company

Sr. No.	Name(s) of the shareholder(s) and the Persons Acting in Concert (PAC) with	Number of shares	Shares as a percentage of total number of shares (i.e., Grand Total (A)+(B)+(C) indicated in Statement at para	Details of warrants		Details of convertible		Total shares (including underlying shares assuming full conversion of warrants and convertible
				Number of warrants	As a % total number of warrants of the same class	Number of convertible securities held	% w.r.t total number of convertible securities of the same class	
1		0	0.00	0	0	0	0	0
2		0	0.00	0	0	0	0	0
3		0	0.00	0	0	0	0	0
4		0	0.00	0	0	0	0	0
5		0	0.00	0	0	0	0	0
6		0	0.00	0	0	0	0	0
7		0	0.00	0	0	0	0	0
8		0	0.00	0	0	0	0	0
9		0	0.00	0	0	0	0	0
10		0	0.00	0	0	0	0	0
TOTAL		0	0.00	0	0	0	0	0

NOTE : NO SHAREHOLDER - PUBLIC CATEGORY HAS SHAREHOLDING 5% OR MORE

For Oswal Leasing Limited



Director

OSWAL LEASING LIMITED

(1)(d) STATEMENT SHOWING DETAILS OF LOCKED-IN SHARES

Sr. No.	Name of the shareholders	Number of locked-in Shares	Locked-in shares as a percentage of total number of shares { i. e . Grand Total (A) + (B) + (C) indicated in Statement at para (1)(a) above}
---	---	---	---
---	---	---	---
	TOTAL	---	---

For Oswal Leasing Limited



Director

OSWAL LEASING LIMITED


(II) (a) STATEMENT SHOWING DETAILS OF DEPOSITORY RECEIPTS (DRs)

Sr. No.	Type of outstanding DR (ADRs, GDRs, SDRs, etc.)	Number of outstanding DRs	Number of Shares underlying outstanding DRs	Shares underlying outstanding DRs as a percentage of total number of shares { i.e. , Grand Total (A)+(B)+(C) indicated in Statement at para (I)(a) above }
1				
2				
	TOTAL			

(II) (b) STATEMENT SHOWING HOLDING OF DEPOSITORY RECEIPTS (DRs), WHERE UNDERLYING SHARES IN EXCESS OF 1% OF THE TOTAL NUMBER OF SHARES

Sr. No.	Type of outstanding DR (ADRs, GDRs, SDRs, etc.)	Number of the DR Holder	Number of Shares underlying outstanding DRs	Shares underlying outstanding DRs as a percentage of total number of shares { i.e. , Grand Total (A)+(B)+(C) indicated in Statement at para (I)(a) above }
1				
2				
	TOTAL			

For Oswal Leasing Limited


Director